

Website User Guide

Region 3 Regional Response Team (RRT3) Website

Contents

| | |
|--|-----------|
| Site Overview | 1 |
| Accessing the Site..... | 1 |
| Navigation..... | 3 |
| Top Menu..... | 3 |
| Sidebar Links..... | 4 |
| Main Menu | 4 |
| RRT Home Page Navigation and Sub-Pages..... | 5 |
| Quick Start Guide for Authorized Users | 7 |
| Register for an Account | 7 |
| How to Log In | 7 |
| How to Access Documents | 8 |
| How to Access Training Information and Submit Training Information..... | 10 |
| Document Search..... | 12 |
| Support..... | 13 |

Figures

| | |
|--|---|
| Figure 1. RRT 3 Website Home Page..... | 2 |
| Figure 2. NRT.org Website Home Page and RRT Map (Logged Out) | 2 |
| Figure 3. Overview of Page Navigation (Logged Out) | 3 |
| Figure 4. NRT.org Registration Form | 7 |
| Figure 5. NRT.org Login Screen | 8 |
| Figure 6. NRT.org RRT3 Website Home Page Document Links..... | 9 |

| | |
|---|----|
| Figure 7. Sub-page Navigation Buttons and Links on the Plans Page..... | 9 |
| Figure 8. Click "Profile" to Return to the Main Menu and Sub-Page Navigation..... | 10 |
| Figure 9. Upcoming Trainings | 10 |
| Figure 10. Document Search..... | 12 |

Site Overview

The U.S. National Response Team (NRT) provides technical assistance, resources and coordination on preparedness, planning, response, and recovery activities for emergencies. The Region 3 Regional Response Team (RRT or RRT3) is comprised of members from Delaware, Maryland, Pennsylvania, Virginia, District of Columbia, and West Virginia who serve as the regional planning and coordination body for preparedness and response actions.

The RRT website provides detailed information about RRT, which is part of the U.S. Environmental Protection Agency's (EPA) National Response Team framework. The RRT is responsible for assisting with the coordination of federal, state, and local responses to hazardous substance releases and oil spills in the region, as well as providing information and training for response preparedness, facilitating access to subject matter experts in emergency responses, and providing concurrence prior to in-situ burn situations. The website includes an overview of the team's mission, structure, and operational protocols; resources for emergency responders; contact information for key personnel; links to relevant documents and guidelines; and updates on training opportunities and response exercises. Overall, the RRT website serves as a vital resource for enhancing preparedness and response capabilities in environmental emergencies.

Accessing the Site

The RRT website comprises a number of pages on the NRT platform. The home page is accessible from the following web address:

<https://nrt.org/RRT3>

Site Access: To request login access to the site, contact the RRT3 Coordinator.

Figure 1. RRT 3 Website Home Page

RRT III HOME PAGE

PHILADELPHIA, PA - RRT III

Site Contact:
Sabina Bastias
RRT3 Coordinator - EPA
(RRT3@epa.gov)

Site Location:
Philadelphia, PA 19103
nrt.org/RRT3

Resources

Notices
Canceled: Dec 2025 RRT3 Meeting...
All Notices

Documents
The 2025 Quick Start Guide for...
All Documents

Links
RRT III Home Page...
All Links

REGION 3 REGIONAL RESPONSE TEAM (RRT3)

Home Calendar Announcements Search Links

The Region 3 Regional Response Team (RRT3) is comprised of members from state and federal agencies committed to working efficiently to minimize the adverse effects of oil and chemical incidents that affect safety, human health and the environment.

The RRT is co-chaired by the U.S. Coast Guard East District and U.S. Environmental Protection Agency Region 3. The RRT acts as a regional planning and coordination body for preparedness and response actions. In the case of discharged oil and/or hazardous materials, the chair for the RRT is the member of the agency providing the Federal On-Scene Coordinator (FOSC). Preparedness activities are carried out in conjunction with appropriate State Emergency Response Committees, Area Committees, Local Emergency Planning Committees and Tribal Councils. More information on the role of the RRT can be found on the National Response Team website.

PLANS **TOOLS** **MAPPING** **MEETINGS** **CALENDAR** **WORKGROUPS**

The home page can also be accessed by clicking on the "RRTs" tab on the nrt.org website and selecting the Region 3 states from the NRT.org Regional Response Team map, shown in the inset of **Figure 2** below.

Figure 2. NRT.org Website Home Page and RRT Map (Logged Out)

NRT THE U.S. NATIONAL RESPONSE TEAM

Home | About NRT | Member Agencies | **RRTs** | Events | Resources | Contact | Login

WORKING TOGETHER TO PROTECT AGAINST THREATS TO OUR...

The U.S. National Response Team (NRT) provides technical assistance, resources and coordination for emergencies involving hazardous substances, pollutants and contaminants, or technological disasters and other environmental incidents of national significance.

To Report Oil and Chemical Spills, and Hazardous Material Releases Call the NRT at 1-800-424-8802 or 202-267-2675

Group Pages

Site Name
2024 Worker Safety and Health Technical Conference
USGA NRC Spill Reports
2022 Worker Safety & Health Technical Conference
2016 NRT Worker Safety and Health Technical Conference

REGIONAL RESPONSE TEAMS (RRTs)

There are 13 Regional Response Teams (RRTs), one for each of ten federal regions, plus one for Alaska, one for the Caribbean, and one for the Pacific Basin. Each RRT maintains a Regional Contingency Plan (RCP) and has state, as well as federal government, representation. EPA and the Coast Guard co-chair the RRTs. Like the NRT, the standing RRTs are planning, policy and coordinating bodies and do not respond directly to the scene. The RRT provides assistance as requested by the On-Scene Coordinator during an incident.

To access a RRT Home Page, please select from the following map by clicking within the appropriate region:

RRT Areas

ALASKA
OCEANIA
Caribbean
U.S. Virgin Islands

Region III
Delaware
Maryland
Pennsylvania
Virginia
Washington D.C.
West Virginia

ADDITIONAL INFORMATION
RRT Roles and Responsibilities
Please see "About NRT" (navigation bar at top of this webpage) for additional information and outreach materials relating to RRTs and the National Response System (NRS).
RRT Federal Member Agency Representation
NOAA/NRT Representation
[More info](#)

Much of the website is available to the public, with pages specifically intended for sharing information publicly; however, the workgroup pages and some internal RRT pages and documents are restricted for access by RRT members or workgroup members only.

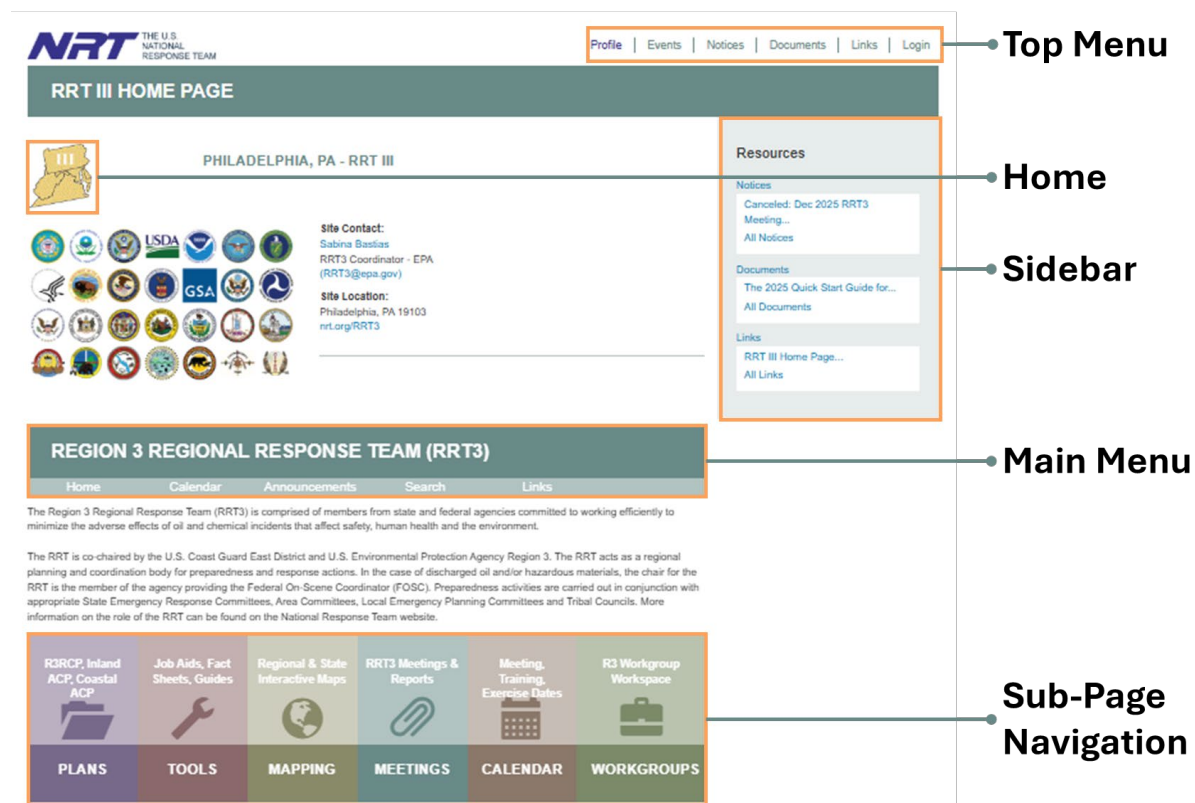
Navigation

The following section of the user guide provides an introduction to the internal page navigation.

Figure 3 shows the four specific navigation areas that are discussed below:

- Top Menu
- Main Menu
- Sidebar Links
- Page Navigation and Sub-pages (webpages that are nested under the main parent page)

Figure 3. Overview of Page Navigation (Logged Out)



Top Menu



The NRT platform has a set of page navigation links at the top of every page on the site. Once logged in, while the links in the top menu are used for accessing information and resources *within that page*, they cannot be used to access other parts of the site. Links on the top menu vary from page to page, but can include:

- **Profile:** Click this tab to return to this homepage if you navigate away from it.
- **Events:** Access an events calendar [used only within the home page].
- **Notices:** Review significant RRT announcements, such as upcoming meeting information.
- **Documents:** View plans, meeting information, presentations, or other materials shared by the RRT workgroups for that specific page.
- **Links:** Access resources available from other websites, agencies, or partners.
- **Images.** Not used.
- **Account/Login:** Login for RRT members, Executive Committee, and Workgroup members to access internal or working documents.

When accessing sub-pages throughout the site, the top menu may vary, showing a combination of some of the links listed above. Each page may have different links, depending on the type of content available on that page. Most pages do not use Events or Notices.

Sidebar Links

Each page has links to documents and resources located in the right sidebar. The links available in the sidebar will change depending on information that has been added within the page, or based on the user view as the site is dynamic. As page administrators add notices, documents, or links on the page, they will be listed within the sidebar. This functionality is a default feature of all NRT.org webpages.

- **Notices.** The NRT website template includes a link for notices, but only the RRT 3 home page uses this feature.
- **Documents.** Page administrators will post documents on all pages within the RRT website. Documents will only appear in the sidebar for the page on which they are posted.
- **Links.** Page administrators will post links on all pages within the RRT website, as needed. Links will only appear in the sidebar for the page on which they are posted.

Main Menu

Within the NRT.org platform, the RRT website has a separate set of links to aid in navigating to the pages that make up the Region 3 website.



Each page within the site has the same five links that will connect to:

- **Home.** The main part of the RRT website home page.
- **Calendar.** The calendar on the RRT website home page.
- **Announcements.** The notices page of the RRT website home page.
- **Documents.** The documents part of the RRT website home page.
- **Links.** The resources part of the RRT website home page.

RRT Home Page Navigation and Sub-Pages

The main home page for RRT includes buttons linking to the following sub-page areas:



- **Plans:** Link to all of the different plans that are maintained and available as part of the RRT.
- **Tools:** Link to different tools, resources, and fact sheets that are available.
- **Mapping:** Provides links to maps and other GIS resources useful for environmental response in Region 3.
- **Meetings:** Link to upcoming meeting information and an archive of past meeting information.
- **Calendar:** Link to calendar showing regional events.
- **Workgroups:** Link to various Workgroup workspaces specific for different incidents.

Sub-page Navigation Buttons

Each sub-page has their own specific row of large buttons that provide links to either relevant documents or specific subpages within the RRT website.

This is an example of the sub-page navigation buttons located on the “Plans” sub-page:



Click on the button to navigate to that page or topic. From the "Profile" view of any page, click the RRT3 map icon on the top left corner of the page or the "Home" link to return to the RRT3 home page.

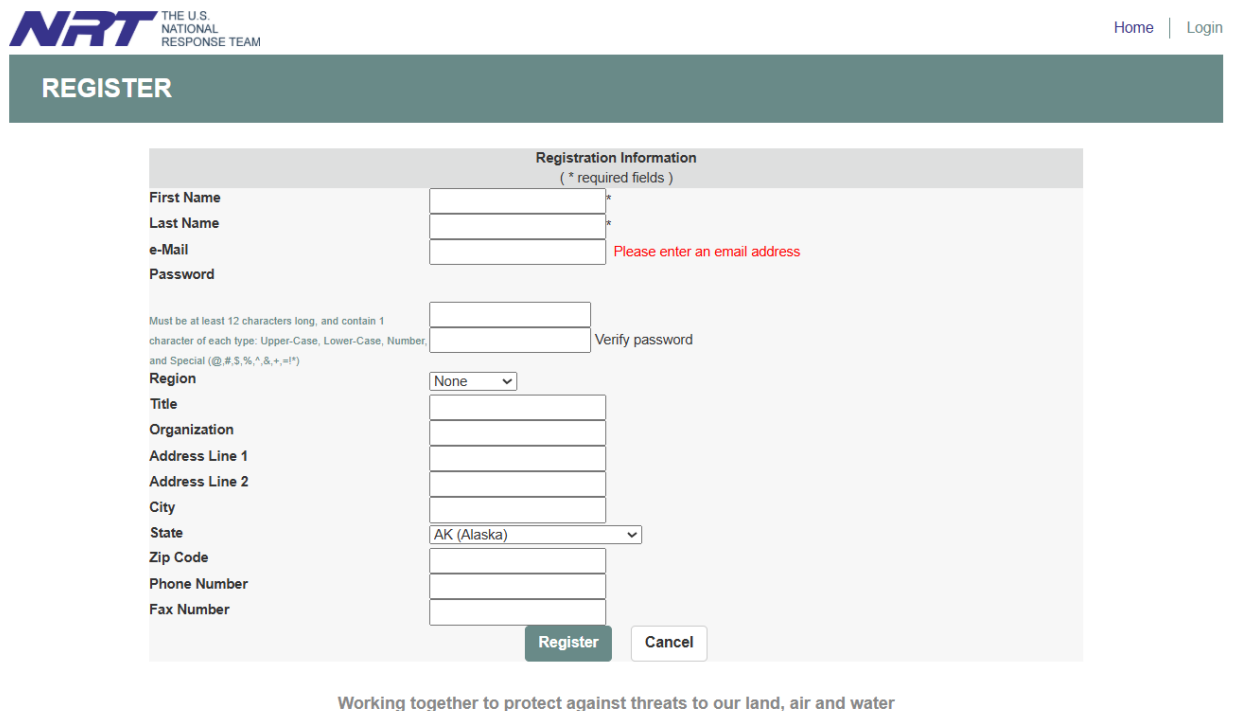
Note: A padlock icon is added to links that require logging into the site.

Quick Start Guide for Authorized Users

Register for an Account

If you do not already have an account on the NRT.org website, the first time you log in, click the "Register here" button. Complete the registration form shown in **Figure 4** and click "Register."

Figure 4. NRT.org Registration Form



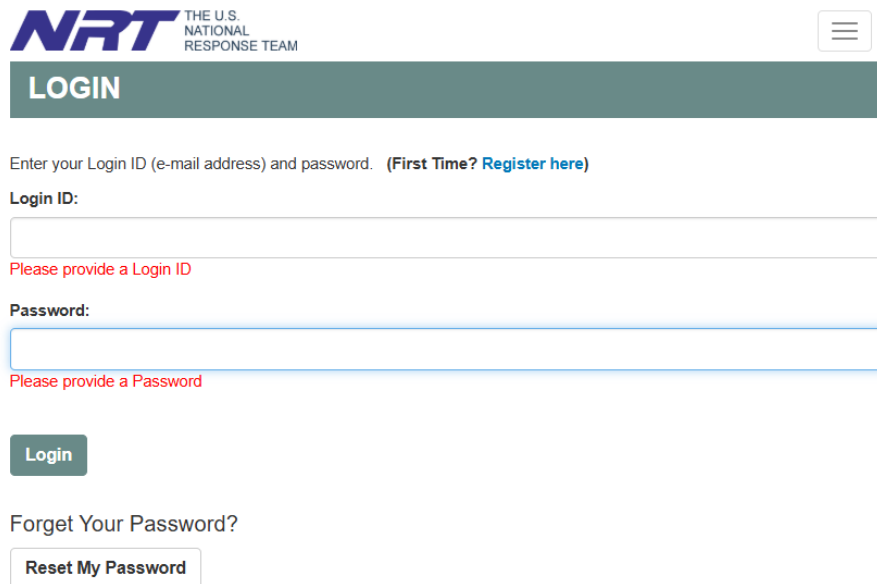
The screenshot shows the NRT.org registration form. At the top left is the NRT logo with the text "THE U.S. NATIONAL RESPONSE TEAM". At the top right are links for "Home" and "Login". Below this is a dark green header with the word "REGISTER" in white. The form itself is titled "Registration Information (* required fields)". It contains several input fields: "First Name", "Last Name", "e-Mail", "Password", and a "Verify password" field. A red error message "Please enter an email address" is visible next to the e-Mail field. Below the password fields is a note: "Must be at least 12 characters long, and contain 1 character of each type: Upper-Case, Lower-Case, Number, and Special (@, #, \$, %, ^, &, +, =, *)". There are also dropdown menus for "Region" (set to "None") and "State" (set to "AK (Alaska)"). Other fields include "Title", "Organization", "Address Line 1", "Address Line 2", "City", "Zip Code", "Phone Number", and "Fax Number". At the bottom of the form are "Register" and "Cancel" buttons. Below the form is a footer that reads "Working together to protect against threats to our land, air and water".

After requesting a login account on the site, individual pages still require authorization. Request access by contacting the RRT3 coordinator.

How to Log In

Some documents and pages require RRT members to be logged in to access restricted information. To log in, click on the "Log In" button on the top left corner of the screen, which will bring you to the login screen (see **Figure 5**).

Figure 5. NRT.org Login Screen



The screenshot shows the NRT.org login interface. At the top left is the NRT logo with the text 'THE U.S. NATIONAL RESPONSE TEAM'. To the right is a hamburger menu icon. Below the logo is a dark green 'LOGIN' button. Underneath is a text prompt: 'Enter your Login ID (e-mail address) and password. (First Time? [Register here](#))'. There are two input fields: the first is labeled 'Login ID:' and has a red error message 'Please provide a Login ID' below it; the second is labeled 'Password:' and has a red error message 'Please provide a Password' below it. Below the password field is a green 'Login' button. At the bottom, there is a link 'Forget Your Password?' and a button labeled 'Reset My Password'.

1. Enter Your Credentials:

- Click on the "Login" button. You will be directed to the login page.
- Enter your username (email address) in the first field.
- Enter your password in the second field.

2. Click on the Login Button: After entering your credentials, click on the "Login" button to access your account.**3. Troubleshooting:**

- If you forget your password, click the Reset My Password link and follow the instructions to reset your password.
- Ensure that your internet connection is stable if you encounter any issues logging in.
- For additional support, contact ERTSupport@epa.gov.

How to Access Documents

From any page within the RRT website, click on "Documents" in the Top Menu, or "Documents" in the Sidebar Links to view the Documents posted on that view of the page (see **Figure 6**).

Figure 6. NRT.org RRT3 Website Home Page Document Links



Each page of the site includes a summary of information included in that page. The sub-page navigation buttons (see **Figure 7**) and the text beneath it is the best place to look for a guide to the specific documents appearing within that page.

Figure 7. Sub-page Navigation Buttons and Links on the Plans Page

| | | | | | | |
|---|--|---|---|---|------------------------|---|
| Region 3 Regional Contingency Plan | Region 3 Inland Area Contingency Plan | Delaware Bay Coastal Area Contingency Plan | Maryland-NCR Coastal Area Contingency Plan | Virginia Coastal Area Contingency Plan | Eastern Great Lakes | North Carolina Coastal Area Contingency Plan |
| R3RCP | IACP | DELBAY ACP | MD-NCR ACP | VA ACP | EGL ACP | NC ACP |

The following planning documents are prepared and maintained by the RRT III:

1. RRT3 Regional Contingency Plan ([RCP](#))
2. RRT3 Inland Area Contingency Plan ([IACP](#))
3. USCG Area Contingency Plans (ACPs) (maintained by USCG and hosted on the following sites)
 - [Sector Delaware Bay](#)
 - [Sector Maryland National Capitol Region](#)
 - [Sector Virginia](#)
 - Sector Ohio Valley - MSU Pittsburgh (see Volume VII available on the [Region 3 OSC Planning Dashboard](#))
 - Sector Ohio Valley - MSU Huntington (see Volume IX available on the [Region 3 OSC Planning Dashboard](#))
 - [Sector Buffalo](#)
 - [Sector North Carolina](#)

From any of the documents lists, click "Profile" in the Top Menu to return to the sub-page navigation bar (see **Figure 8** below).

Figure 8. Click "Profile" to Return to the Main Menu and Sub-Page Navigation

NRT THE U.S. NATIONAL RESPONSE TEAM

Profile Documents Login

3.1 RRT3 REGIONAL CONTINGENCY PLAN (RCP)

Documents

All Documents [99]
Categories
All Documents
01_RCP Main Body
App-01
App-02
App-03
App-04

| File Name | Description | Category | Uploaded | Size | Download |
|------------------------------------|---|--------------|------------|---------|----------|
| 2019-11-20_Final_RRT3_RCP_rev1.pdf | Region 3 Regional Contingency Plan (RCP) Final (Revision 1) | Archive | 6/25/2020 | 7129 KB | Download |
| CERCLA_MS_Guide_11-2004.pdf | CERCLA Management and Support Funding - NPFC USCG (November 2004) | Plans/Guides | 11/18/2016 | 295 KB | Download |
| 2010-02-24-wv_moa.pdf | (1) facilitate implementation of environmental cleanup requirements (2) assist EPA in meeting federal government performance and results (3) facilitate cleanup and | MOA | 11/18/2016 | 360 KB | Download |

How to Access Training Information and Submit Training Information

The RRT website home page includes a summary of upcoming training opportunities contributed by RRT members (see **Figure 9**).

www.nrt.org/RRT3

Figure 9. Upcoming Trainings

TRAININGS & EXERCISES

Enter trainings & exercises you would like to share with the RRT3 here!

Region 3 RRT External Training/Exercise Opportunity Recommendations

| | | | |
|----------------------|----------------------|----------|------|
| Training or Exercise | Training Type/Level: | Category | Date |
| All | All | All | All |

| Date Start | Date End | Training Name / Topic | Training Type / Level | Host Agency | Location | Cal |
|------------|-----------|--|-----------------------|--------------------|----------------|-----|
| 8/12/2025 | 8/14/2025 | Marathon Petroleum Functional Exercise | | Marathon Petroleum | Huntington, WV | Res |

Drag the bottom scrollbar left and right to see additional information about the specific training opportunities listed.

To submit a new training to the list, click the link "[Enter trainings & exercises you would like to share with RRT3.](#)"

The form can be used to submit any of the following:

- Training opportunities
- Exercise opportunities
- Topics for upcoming RRT meetings

Use the Microsoft online form to submit information about the training or exercise opportunity, including the following:

- Training Level (beginner, intermediate, or advanced)
- Contact Information (name, email)
- Description of the training
- Priority
- Type of opportunity (training, exercise, meeting topic)

Once approved, trainings and exercises will appear on the list viewable to the public. Topics suggested for RRT meetings are included in a separate list for the Training Workgroup to review.

Document Search

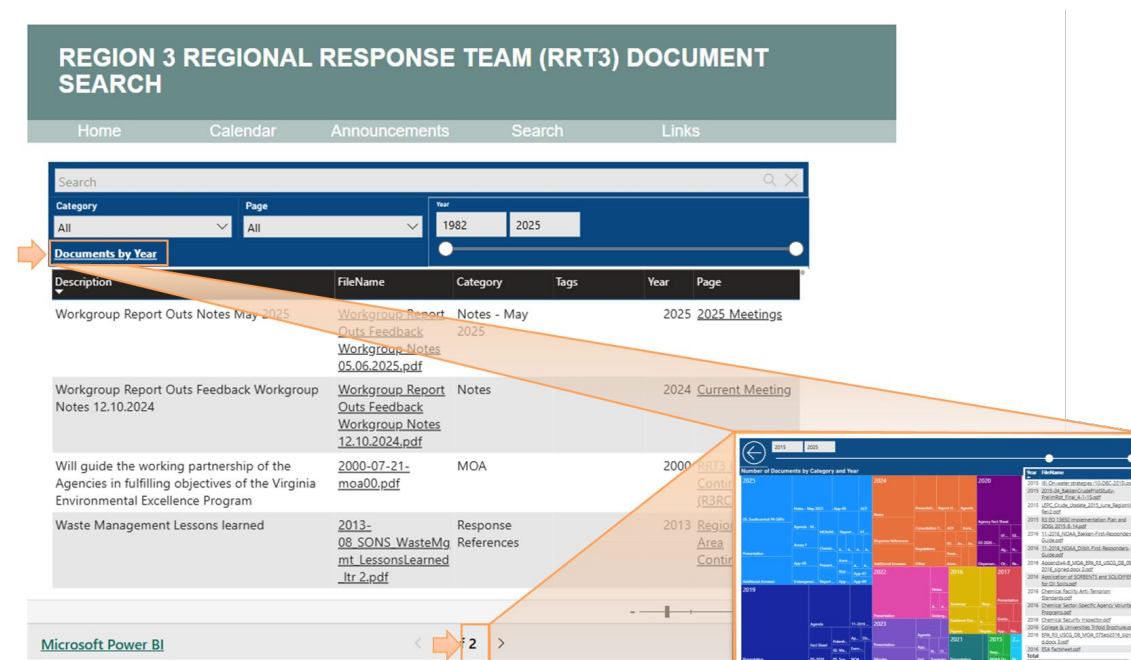
While navigating through the home page and different sub-pages, the “Documents” link in the top menu will open the page with all documents linked from that page only. To find documents on other pages throughout the RRT3 site, visit nrt.org/RRT3 **SEARCH**.

Visit nrt.org/RRT3_SEARCH to search for public documents across all Region 3 site pages.

Use the “Search” bar to search documents by keyboard. Type a word or phrase and click the magnifying glass icon or click Enter. Filter by Category, Page, or Year (document publication or posting year) using the picklists or slider. Click “Documents by Year” to access the alternate view (shown in **Figure 10** inset).

Documents listed are shown with a description, a link to the file, the assigned category, any tags applied, the publication year, and page name (linked). Click either the Filename link or the Page link.

Figure 10. Document Search



Only documents available to the public are searchable. Other documents are available to RRT members and workgroups.

Support

For questions, further information, or assistance regarding webpage content, please contact:

- Sabina Bastias, Region 3 RRT Coordinator (bastias.sabina@epa.gov)
- Kristen Jenkins, Region 3 RRT Contractor (kristen.jenkins@tetrattech.com)